



## Fall 2014 Individual TCE Report for WRD110-072 - COMP & COMM I (Megan Davis)

### 2014 Fall Teacher Course Evaluation

Project Audience 23

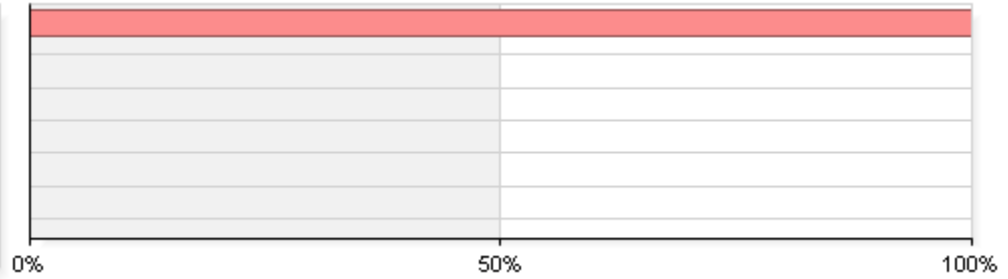
Responses Received 10

Response Ratio 43.48%

**Creation Date** Thu, Jan 15, 2015

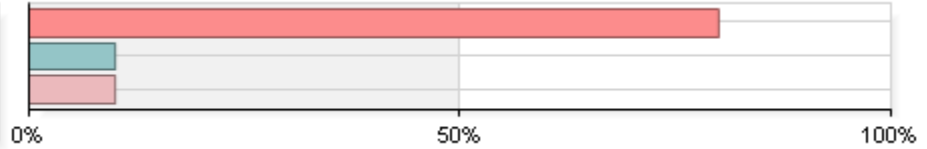
### Classification

1 Freshman	10	100.00%
2 Sophomore	0	0.00%
3 Junior	0	0.00%
4 Senior	0	0.00%
5 Graduate	0	0.00%
6 Professional	0	0.00%
7 Other	0	0.00%
<b>Total</b>	<b>10</b>	



### Main reason for taking this course

1 Required by UK Core	8	80.00%
2 Required by my major	1	10.00%
3 Other (e.g., elective)	1	10.00%
<b>Total</b>	<b>10</b>	



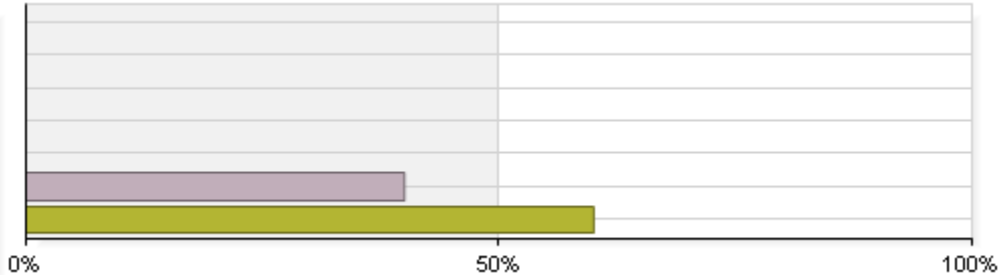
### Hours per week spent on the course (excluding class time)

1 1 hour or less	1	10.00%
2 2	0	0.00%
3 3	3	30.00%
4 4 - 5	5	50.00%
5 6 - 7	1	10.00%
6 8 or more	0	0.00%
<b>Total</b>	<b>10</b>	



### Expected grade in this course

1 Pass or audit	0	0.00%
2 I	0	0.00%
3 E/Fail	0	0.00%
4 D	0	0.00%
5 C	0	0.00%
6 B	4	40.00%
7 A	6	60.00%
<b>Total</b>	<b>10</b>	



### 1-8. Course Items

Question	Course			Department		
	Mean	Response Count	Standard Deviation	Mean	Response Count	Standard Deviation
At the beginning of the course, the instructor outlined in reasonable detail course material and grading procedures.	4.00	10	0.00	3.56	1581	0.61
The textbook(s) contributed to my understanding of the subject.	2.60	10	0.84	2.78	1412	0.95
The assignments (supplemental reading, homework, reports, etc.) helped me to understand the subject.	3.50	10	0.53	3.25	1565	0.75
Examinations reflected what was taught in the course.	3.29	7	1.25	3.35	1003	0.70
Grading in the course was fair and consistent.	3.70	10	0.48	3.37	1571	0.75
Assignments were distributed fairly throughout the semester.	3.90	10	0.32	3.39	1580	0.70
Graded assignments, tests, etc., were returned promptly.	3.80	10	0.42	3.27	1573	0.78
Graded assignments included helpful comments from the instructor.	3.90	10	0.32	3.52	1571	0.65

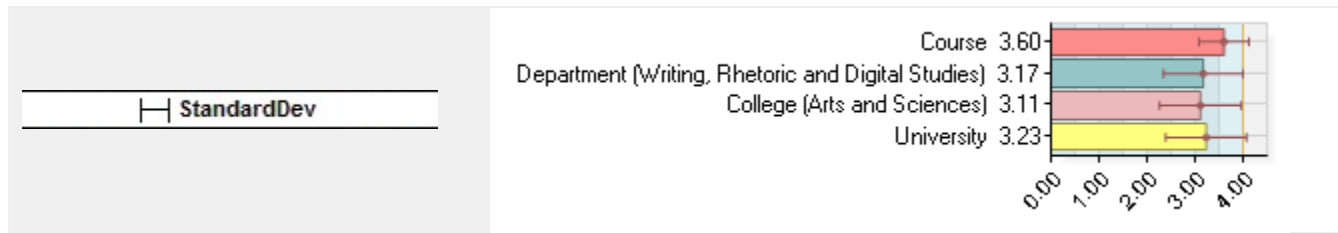
### 9-14. Instructor Items (Instructor Megan Davis)

Question	Course			Department		
	Mean	Response Count	Standard Deviation	Mean	Response Count	Standard Deviation
The instructor presented course material in an effective manner.	4.00	10	0.00	3.44	1577	0.70
The instructor had a good knowledge of the subject matter.	4.00	10	0.00	3.59	1570	0.59
The instructor was available for consultation outside of class during office hours.	3.80	10	0.42	3.61	1540	0.55
The instructor satisfactorily answered questions raised in class.	3.90	10	0.32	3.54	1554	0.63
The instructor stimulated my interest in the subject.	3.80	10	0.42	3.18	1552	0.89
The instructor encouraged student participation in class.	4.00	10	0.00	3.58	1553	0.59

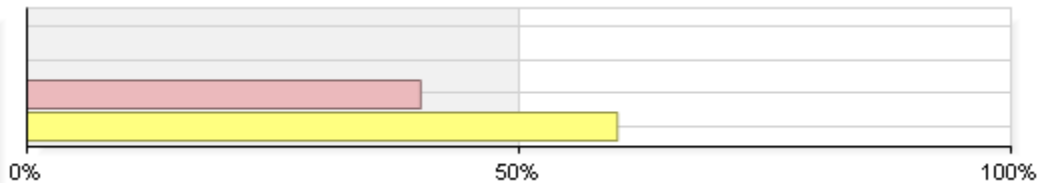
## 15-19. Learning Outcomes

Question	Course			Department		
	Mean	Response Count	Standard Deviation	Mean	Response Count	Standard Deviation
I learned to respect viewpoints different from my own.	3.56	9	0.53	3.40	1536	0.64
The course strengthened my ability to analyze and evaluate information.	3.40	10	0.52	3.37	1569	0.69
The course helped me to develop the ability to solve problems.	3.30	10	0.67	3.22	1510	0.75
I gained an understanding of concepts and principles in this field.	3.70	10	0.48	3.34	1560	0.69
The course stimulated me to read further in the area.	3.50	10	0.85	2.96	1538	0.92

**20. Rate the overall value of this course.**

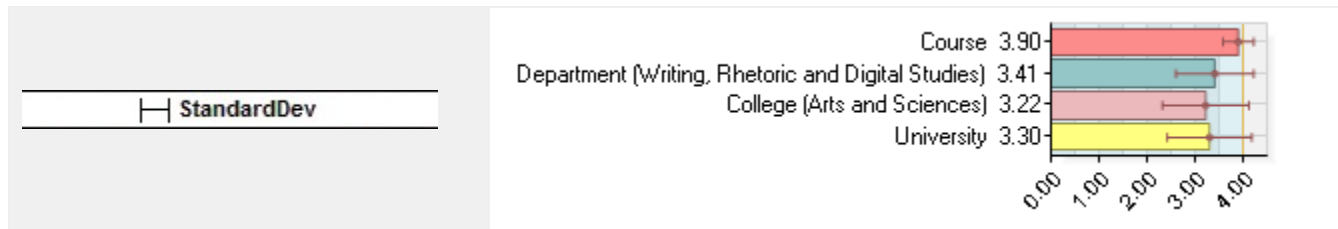


Rating	Count	Percentage
1 Poor	0	0.00%
2 Fair	0	0.00%
3 Good	4	40.00%
4 Excellent	6	60.00%
<b>Total</b>	<b>10</b>	

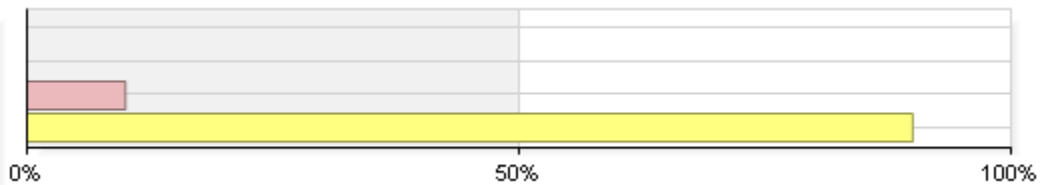


Statistics	Value
Response Count	10
Mean	3.60
Standard Deviation	+/-0.52

**21. Rate the overall quality of teaching by the instructor in this course (Instructor Megan Davis).**



Rating	Count	Percentage
1 Poor	0	0.00%
2 Fair	0	0.00%
3 Good	1	10.00%
4 Excellent	9	90.00%
<b>Total</b>	<b>10</b>	



Statistics	Value
Response Count	10
Mean	3.90
Standard Deviation	+/-0.32

**UK Core - CC1**

Question	Course			University		
	Mean	Response Count	Standard Deviation	Mean	Response Count	Standard Deviation
This course helped me compose written texts and deliver oral presentations that represent relevant and informed points of view appropriate for the audience, purpose, and occasion.	3.70	10	0.48	3.51	2144	0.61
This course helped me analyze, create, and use visuals as a form of communication.	3.70	10	0.48	3.46	2138	0.64
This course helped me demonstrate an awareness of appropriate strategies used to communicate effectively in different situations (e.g., large-group, small-group, interpersonal) and contexts (e.g., face-to-face, digital).	3.60	10	0.52	3.44	2129	0.64
This course helped me find, analyze, evaluate, and properly cite pertinent primary and secondary sources, using relevant discovery tools, as part of the process of preparing speeches, composing texts, and creating visuals.	3.70	10	0.48	3.44	2143	0.64
This course helped me develop flexible and effective strategies for organizing, revising, practicing/rehearsing, editing, and proofreading (for grammar and mechanics) to improve the development and clarity of their ideas.	3.70	10	0.48	3.42	2138	0.66
This course helped me define revision strategies for essays, speeches, and visuals, set goals for improving them, and devise effective plans for achieving those goals, in collaboration with peers, instructor, and librarians.	3.60	10	0.52	3.42	2142	0.65
This course helped me engage in a range of small group activities to explore and express experiences and perspectives on issues under discussion.	3.70	10	0.48	3.40	2130	0.67
<b>Overall</b>	3.67	-	0.47	3.44	-	-

**Please comment on the strengths and/or weaknesses of Megan Davis and suggest ways to improve.**

Comment
Loved her. She was very caring, and was very easy to talk to. She also, to her best ability, helped students understand her material and expectations.
Strength: Thoroughly explains projects and what we have to do, while also adding examples so the students better understand what they are doing.
Very good at explaining things and giving valid examples
I believe her to be an excellent instructor, I can't think of anything that needs to be improved, really.
Professor Davis has been a wonderful teacher. She is very caring and helpful yet always making us learn and has been my favorite teacher by far this semester.
Mrs. Davis was a great teacher. She was my best instructor this semester.
She never got side tracked and stuck to the course content. She made the creations of our documentaries a smooth and easy process. She was always willing to help. A couple points would be taken off here and there with no explanation and I'm not sure why, but other than that, great teacher!

**Please comment on the strengths and/or weaknesses of this course and suggest ways to improve it.**

Comment
Weakness: Not everyone has access to the type of technology and programs needed to complete certain assignments.
Helped me open up to new types of works, not just papers
Overall, I feel the class is great, but working on citation could be really helpful. This class helped me develop strategies for creating my projects and how to research, but I've had times in other classes where I have no idea how to cite things or even for this class as well.
I really didn't like the documentary project at the end of the class and maybe its because I'm such an introvert.
Creating a documentary was very interesting. I thoroughly enjoyed it.